






CUBE TRACK

8.4W TRACK MOUNTED LUMINAIRE




FIXTURE COLOUR OPTIONS

-  Matt White
-  Matt Black
-  Chrome
-  Copper

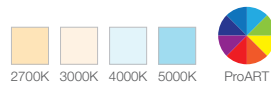
- Supplied with non-dimmable LED driver
- >80 lm/W module
- Colour rendering index: 95
- Colour temperature options: 2700K, 3000K, 4000K, 5000K
- Beam pattern options: 12°
- 3 steps MacAdam ellipse binning
- Uniform and comfort light
- IP20

AVAILABLE OPTIONS

BEAM ANGLE



COLOUR TEMPERATURE

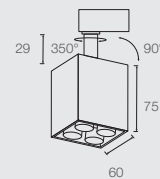


DRIVER



(ND)

DIMENSIONS (MM)



SYSTEM SPECIFICATIONS

				PROART CRI 95		
LED Lamp Power	LED System Power	Colour Temperature	Beam Angle	Intensity (cd)	Luminous Flux (lm)	Driver Options
8.4W	9.5W	WARM : 2700K WARM : 3000K NATURAL : 4000K COOL : 5000K	12°	6350	680	ND

Data are based on 3000K. Nominal data of 2700K and 3500K are shared with 3000K. Higher CCT of 4000K and 5000K will have a nominal data value of 5% higher than published.

the table information is at nominal values accuracy of +/-7% nominal CRI >95, equal to Ra >90-97, R9 > 50

DETAILS SPECIFICATION

Family Type	Cube Series
Mains Voltage	220-240V
Lifetime	50,000 hours (80% lumen maintenance at Ta = 25°C)
Dimming	Non-dimmable
Mains Connection	Track Adaptor
Materials	Aluminium, plastic
Fire Safety	Glow wire test 850°C, UL94V-0, VW-1
Flammability Mark	F
IP Code	IP20
Safety Class	Class 2
Standards	IEC 60598-1, IEC 61347-2-13
Regulatory Markings	CE, ENEC, RoHS
Weight	0.3kg

ORDERING MATRIX CHART

FIXTURE		LED MODULE				DRIVER	TRACK ADAPTER
Type	Colour	LED Power	Beam Angle	Colour Temp	CRI	Dimming	Type
CUBE-TR							
WH	Matt White	8 8.4W	12 12°	27 2700K	PA ProART	ND Non-Dim	3AC 3 Circuit AC
MB	Matt Black			30 3000K			
CR	Chrome			40 4000K			
CP	Copper			50 5000K			

example: CUBE-TR.WH.8.12.30.PA.ND.3AC